

CANYON SIGNATURE+ NE

BRASSTOWN WALNUT

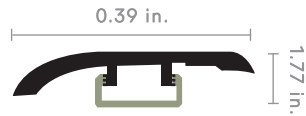


WP0860_00027

REDUCER

WP0860_00027RD

Used to transition between two flooring heights, providing a smooth change.



TRIM LENGTH (in.)

94.5

TRIM HEIGHT (in.)

0.39

TRIM WIDTH (in.)

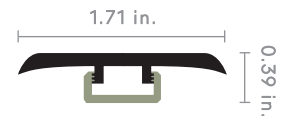
1.77



T-MOLD

WP0860_00027TM

Covers the seam between two floors of equal height.



TRIM LENGTH (in.)

94.5

TRIM HEIGHT (in.)

0.39

TRIM WIDTH (in.)

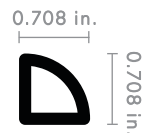
1.71



QUARTER ROUND

WP0860_00027QR

Installed along the base of the wall to cover gaps and add a decorative touch.



TRIM LENGTH (in.)

94.5

TRIM HEIGHT (in.)

0.708

TRIM WIDTH (in.)

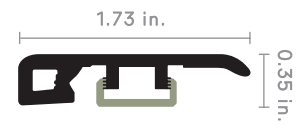
0.708



THRESHOLD

WP0860_00027BT

Creates a smooth transition between rooms or doorways, often at entryways.



TRIM LENGTH (in.)

94.5

TRIM HEIGHT (in.)

0.35

TRIM WIDTH (in.)

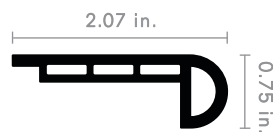
1.73



FLUSH STAIR NOSE

WP0860_00027FS

Provides a clean, flush edge where the stair nose meets the floor.



TRIM LENGTH (in.)

94.5

TRIM HEIGHT (in.)

0.75

TRIM WIDTH (in.)

2.07



STAIR TREAD

WP0860_00027ST

The horizontal surface of the stair, covering the entire stepping area.



TRIM LENGTH (in.)

50

TRIM HEIGHT (in.)

1.73

TRIM WIDTH (in.)

12.2

