

# CANYON SIGNATURE XL NE+ SIERRA OAK

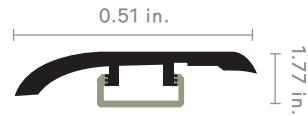


WP1272\_00018

## REDUCER

WP1272\_00018RD

Used to transition between two flooring heights, providing a smooth change.



TRIM LENGTH (in.)

94.5

TRIM HEIGHT (in.)

0.51

TRIM WIDTH (in.)

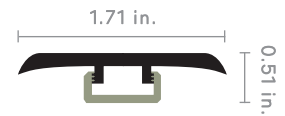
1.77



## T-MOLD

WP1272\_00018TM

Covers the seam between two floors of equal height.



TRIM LENGTH (in.)

94.5

TRIM HEIGHT (in.)

0.51

TRIM WIDTH (in.)

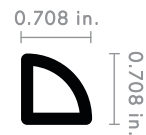
1.71



## QUARTER ROUND

WP1272\_00018QR

Installed along the base of the wall to cover gaps and add a decorative touch.



TRIM LENGTH (in.)

94.5

TRIM HEIGHT (in.)

0.708

TRIM WIDTH (in.)

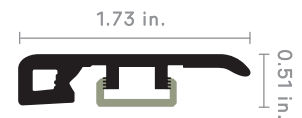
0.708



## THRESHOLD

WP1272\_00018BT

Creates a smooth transition between rooms or doorways, often at entryways.



TRIM LENGTH (in.)

94.5

TRIM HEIGHT (in.)

0.51

TRIM WIDTH (in.)

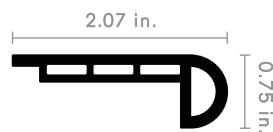
1.73



## FLUSH STAIR NOSE

WP1272\_00018FS

Provides a clean, flush edge where the stair nose meets the floor.



TRIM LENGTH (in.)

94.5

TRIM HEIGHT (in.)

0.75

TRIM WIDTH (in.)

2.07



## STAIR TREAD

WP1272\_00018ST

The horizontal surface of the stair, covering the entire stepping area.



TRIM LENGTH (in.)

50

TRIM HEIGHT (in.)

1.73

TRIM WIDTH (in.)

12.2

