

# CANYON SELECT XL COLONIAL OAK

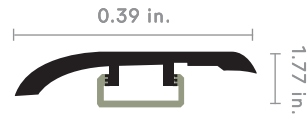


SPU672\_00002

## REDUCER

SPU672\_00002RD

Used to transition between two flooring heights, providing a smooth change.



TRIM LENGTH (in.)

94.5

TRIM HEIGHT (in.)

0.39

TRIM WIDTH (in.)

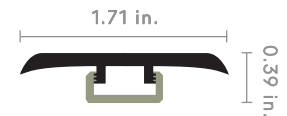
1.77



## T-MOLD

SPU672\_00002TM

Covers the seam between two floors of equal height.



TRIM LENGTH (in.)

94.5

TRIM HEIGHT (in.)

0.39

TRIM WIDTH (in.)

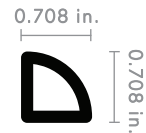
1.71



## QUARTER ROUND

SPU672\_00002QR

Installed along the base of the wall to cover gaps and add a decorative touch.



TRIM LENGTH (in.)

94.5

TRIM HEIGHT (in.)

0.708

TRIM WIDTH (in.)

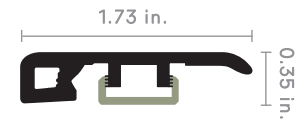
0.708



## THRESHOLD

SPU672\_00002BT

Creates a smooth transition between rooms or doorways, often at entryways.



TRIM LENGTH (in.)

94.5

TRIM HEIGHT (in.)

0.35

TRIM WIDTH (in.)

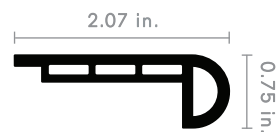
1.73



## FLUSH STAIR NOSE

SPU672\_00002FS

Provides a clean, flush edge where the stair nose meets the floor.



TRIM LENGTH (in.)

94.5

TRIM HEIGHT (in.)

0.75

TRIM WIDTH (in.)

2.07

