

# coffee oak

Comfort Enhanced | CC1201



## Reducer

WP1272\_00001RD

Used to transition between two flooring heights, providing a smooth change.

TRIM LENGTH (in.)


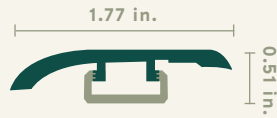
94.5

TRIM HEIGHT (in.)

0.51

TRIM WIDTH (in.)

1.77



## T-Mold

WP1272\_00001TM

Covers the seam between two floors of equal height.

TRIM LENGTH (in.)

94.5

TRIM HEIGHT (in.)

0.51

TRIM WIDTH (in.)

1.71



## Quarter Round

WP1272\_00001QR

Installed along the base of the wall to cover gaps and add a decorative touch.

TRIM LENGTH (in.)

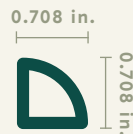
94.5

TRIM HEIGHT (in.)

0.708

TRIM WIDTH (in.)

0.708



## Threshold

WP1272\_00001BT

Creates a smooth transition between rooms or doorways, often at entryways.

TRIM LENGTH (in.)

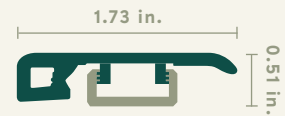
94.5

TRIM HEIGHT (in.)

0.51

TRIM WIDTH (in.)

1.73



## Flush Stair Nose

WP1272\_00001FS

Provides a clean, flush edge where the stair nose meets the floor.

TRIM LENGTH (in.)


94.5

TRIM HEIGHT (in.)

0.75

TRIM WIDTH (in.)

2.07



## Overlap Stair Nose

WP1272\_00001OS

Covers the edge of the stair, overlapping the flooring of the step.

TRIM LENGTH (in.)


94.5

TRIM HEIGHT (in.)

1.5

TRIM WIDTH (in.)

2.01



# coffee oak


Comfort Enhanced | CC1201



## Riser

INCLUDED WITH STAIR TREADS

The vertical piece between the stair steps.



TRIM LENGTH (in.)

44.09

TRIM THICKNESS (in.)

.15

TRIM WIDTH (in.)

7.48



## Stair Tread

WP1272\_00001ST

The horizontal surface of the stair, covering the entire stepping area.



TRIM LENGTH (in.)

50

TRIM HEIGHT (in.)

1.73

TRIM WIDTH (in.)

12.2



## Square Stair Tread

WP1272\_00001SQST

The horizontal surface of the stair, covering the entire stepping area with a square-edged nose.



TRIM LENGTH (in.)

50

TRIM HEIGHT (in.)

1.73

TRIM WIDTH (in.)

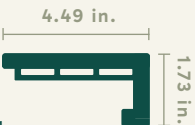
12.2



## Flush Square Stair Nose

WP1272\_00001FSQ

Provides a clean, flush edge where the square-edged stair nose meets the floor



TRIM LENGTH (in.)


94.5

TRIM HEIGHT (in.)

1.73

TRIM WIDTH (in.)

4.49



**Stair Treads Tip:** Complete the look on the top stair with a flush or overlap stair nose.